



上海电力学院


# 课程教学大纲

上海电力学院商学院



:

An Introduction to the Economic Statistics




	40%				60%	100%

	1	2				
	60%	40%				100%
	<input type="checkbox"/>	<input type="checkbox"/>	<input type="checkbox"/>	<input type="checkbox"/>	<input type="checkbox"/>	<input type="checkbox"/>
	<input type="checkbox"/>	<input type="checkbox"/>				
	<input type="checkbox"/>	<input type="checkbox"/>	<input type="checkbox"/>	<input type="checkbox"/>	<input type="checkbox"/>	<input type="checkbox"/>
	<input type="checkbox"/>	<input type="checkbox"/>	<input type="checkbox"/>	<input type="checkbox"/>	<input type="checkbox"/>	<input type="checkbox"/>
	<input type="checkbox"/>	<input type="checkbox"/>	<input type="checkbox"/>	<input type="checkbox"/>	<input type="checkbox"/>	<input type="checkbox"/>
	<input type="checkbox"/>	<input type="checkbox"/>	<input type="checkbox"/>	<input type="checkbox"/>	<input type="checkbox"/>	<input type="checkbox"/>
	<input type="checkbox"/>	<input type="checkbox"/>	<input type="checkbox"/>	<input type="checkbox"/>	<input type="checkbox"/>	<input type="checkbox"/>
	<input type="checkbox"/>	<input type="checkbox"/>	<input type="checkbox"/>	<input type="checkbox"/>	<input type="checkbox"/>	<input type="checkbox"/>
	<input type="checkbox"/>	<input type="checkbox"/>	<input type="checkbox"/>	<input type="checkbox"/>	<input type="checkbox"/>	<input type="checkbox"/>

( )

2017. 01

( )

上海电机学院商学院



M




1.

100

60%

2.

3.

4.



:

Get to know the internship

043373 1



2

/

1/20

20

12

0

0

8

0

m "



A m



	/			
3	4	4		3
4	3	4		3
5		2		4
6		4		4

	40%	60%
		100%

	1	2	3	
	30%	40%	30%	100%
	<input type="checkbox"/>	<input type="checkbox"/>	<input checked="" type="checkbox"/>	<input type="checkbox"/>
	<input type="checkbox"/>	<input type="checkbox"/>		
	<input type="checkbox"/>	<input type="checkbox"/>	<input type="checkbox"/>	<input type="checkbox"/>
	<input type="checkbox"/>	<input checked="" type="checkbox"/>		

( )

( )

\_\_\_\_\_ 2022 6 28 \_\_\_\_\_

上海电机学院商学院

		90-100	75-89	60-74	0-59
	1	90%	75%	60%	60%
	2	90%	75%	60%	60%
	3	90%	75%	60%	60%
	4	90%	75%	60%	60%
	5	90%	75%	60%	60%

		100-90	89-75	74-60	59-0
	1 2 3				

1.

60%





(1)



/







上海电机学院商学院


	40%				60%	100%

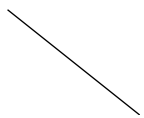
**1**      **2**      **3**      **4**      **5**  
 20%    25%    15%    25%    15%    100%  
 □



2. 2010.09  
3.  
2015.08  
4. 2016. 8  
\_\_\_\_\_ 2022.1

上海电机学院商学院


上海电机学院商学院





(2)



/



上海电机学院商学院

上海电机学院商学院

--	--

	40%				60%	100%

	1	2	3	4	5	
	20%	25%	15%	20%	20%	100%
		<input type="checkbox"/>	<input type="checkbox"/>	<input type="checkbox"/>	<input type="checkbox"/>	<input type="checkbox"/>
<input type="checkbox"/>		<input type="checkbox"/>	<input type="checkbox"/>			
	20%	20%	20%	20%	20%	100%
	<input type="checkbox"/>		<input type="checkbox"/>	<input type="checkbox"/>	<input type="checkbox"/>	<input type="checkbox"/>
		<input type="checkbox"/>	<input type="checkbox"/>			
	<input type="checkbox"/>	<input type="checkbox"/>	<input type="checkbox"/>	<input type="checkbox"/>	<input type="checkbox"/>	


上海电机学院商学院

/					

/					

/					

- 1.
- 2.
- 3.
- 4.

100

60%







1 1

1 ---1 1

00




	40%				60%	100%

	<b>1</b>	<b>2</b>	<b>3</b>	<b>4</b>	<b>5</b>	
	20%	25%	15%	25%	15%	100%
		<input type="checkbox"/>	<input type="checkbox"/>	<input type="checkbox"/>	<input type="checkbox"/>	<input type="checkbox"/>
		<input type="checkbox"/>	<input type="checkbox"/>			
	20%	20%	20%	20%	20%	100%
	<input type="checkbox"/>					

	<input type="checkbox"/>	<input type="checkbox"/>	<input type="checkbox"/>	<input type="checkbox"/>	<input type="checkbox"/>	<input type="checkbox"/>
		<input type="checkbox"/>	<input type="checkbox"/>			

( )

2014 06

( )

2009 2

1.

2.

2011 8

2022.1

上海电机学院商学院


上海电机学院商学院




- 1.
- 2.
- 3.
- 4.

100

60%



1	1	2.2	2
2	2	3.1	3
3	3	4.3	4

	/			
1		3		1
2	2.1 2.2	8 4		2

	/			
	2.3 2.4			
3	3.1 3.2 3.3 3.4	2 <sup>7</sup>		2
4	4.1 4.2 4.3 4.4	4 2		2

	/			
5	5.1 5.2 5.3	4 2		2
6	6.1 6.2 6.3 6.4	4 2		3

		40%		60%		15%
		6%	28%	9%	42%	
1	1	6%	28%	9%	42%	15%
2	2	28%	9%	6%	15%	70%
3	3	9%	6%	15%		15%



	<input checked="" type="checkbox"/> <input type="checkbox"/> <input type="checkbox"/> <input type="checkbox"/> <input type="checkbox"/> <input type="checkbox"/> <input type="checkbox"/>
--	----------------------------------------------------------------------------------------------------------------------------------------------------------------------------------------------

( )

2018.09

( )

3.

2018.09

4.

2018.07

2022 6 28

上海电机学院商学院






Position  
Brown

1	1	4.1	4
2	2	4.2	4
3	3	2.1 4.3	2 4
4	4	8.1 9.1	8 9

/

- 1.
- 2.
- 1 3. m "
- 4.



- 2.
- 3.
- 4.

5

- 1.
- 2.
- 3.
- 4.
- 5.

9

2

6

- 1.
- 2.
- 3.
- 4.
- 5.

9

,

3

m "

7

- 1.
- 2.
- 3.
- 4.
- 5.

o

m

m̃


~

w

/

F Q

m "



	/			

		(%)		(%)
		40%	60%	
1	1	10%	15%	25%
2	2	10%	15%	25%
3	3	10%	15%	25%
4	4	10%	15%	25%
			<input checked="" type="checkbox"/> <input type="checkbox"/> <input type="checkbox"/> <input type="checkbox"/> <input type="checkbox"/>	

( )

1. 5 2020 1
2. 2 2019 11

( )

1. ( 2 )

2022 9

2.

2020 12

3.

( )

2020 9

2022 6 28

上海电机学院商学院



			100-90	89-75	74-60	59-0	
	1		90%	75%	60%	60%	25%
	2		90%	75%	60%	60%	25%
	3		90%	75%	60%	60%	25%
	4		90%	75%	60%	60%	25%

1  
2  
3  
4

100

60%

上海电机学院商学院





	4		
4	Dijkstra		


/

	1.		
	2.		
	3.		
	4.		
	5.		
	6.		
	7.	M	

	1. 2. 3. 4. 5.			
	1. 2. Vogel 3.			
	1. 2. 3. 4. Gomory			
	1. 2.			



( )  
1





--	--	--	--	--	--	--	--

			100-90	89-75	74-60	59-0	

- 1
- 2
- 3
- 4


100

60%


上海电机学院商学院

Regression Analysis





/



上海电机学院商学院



		100-90	89-75	74-60	59-0	

上海电机学院商学院






上海电机学院商学院

--	--	--	--	--	--	--	--

1  
2  
3  
4

100

60%

上海电机学院商学院




1	1 SPSS	2.1 6.1	2
2	2 SPSS	2.1	

3	3 SPSS	7.1	6

/


上海电机学院商学院





2. <https://www.ibm.com/products/spss-statistics>

2023 6 28

上海电机学院商学院

			100-90	89-75	74-60	59-0	
1							
2							
3							
4							

---



---



---




---



---



---



:

Probabi l i ty



4.

0A

Zý /

\*

4ß

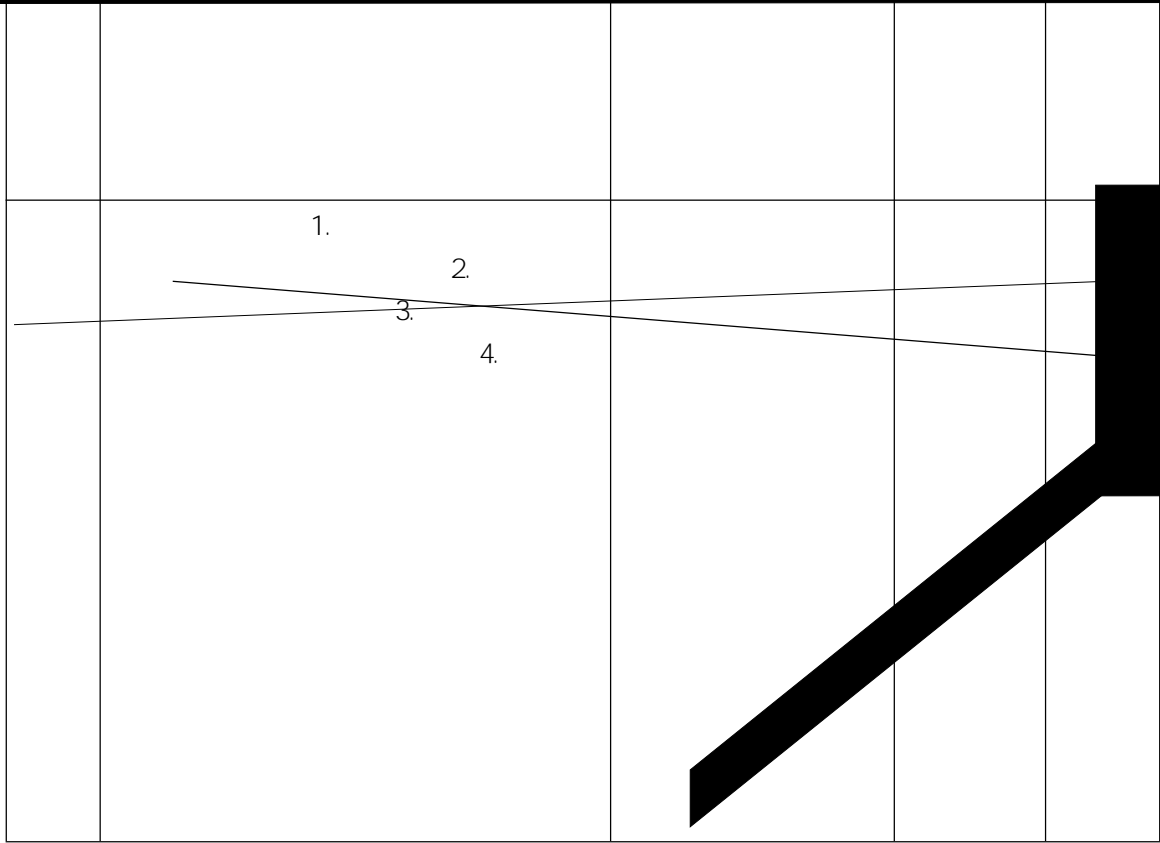
H

P

U



5

	50%				50%	100%

	<input type="checkbox"/>	<input type="checkbox"/>	<input type="checkbox"/>	<input type="checkbox"/>	<input type="checkbox"/>	<input type="checkbox"/>
		<input type="checkbox"/>	<input type="checkbox"/>			
	<input type="checkbox"/>	<input type="checkbox"/>	<input type="checkbox"/>	<input type="checkbox"/>	<input type="checkbox"/>	<input type="checkbox"/>
		<input type="checkbox"/>	<input type="checkbox"/>			
	<input type="checkbox"/>	<input type="checkbox"/>	<input type="checkbox"/>	<input type="checkbox"/>	<input type="checkbox"/>	<input type="checkbox"/>
		<input type="checkbox"/>	<input type="checkbox"/>			









1.

100

50%

2.

3.

4.

Enterprise Management Statistics

043637 1

5

/

2/32

32

32

0

0

0

0



	/			
1		8		1
2		8		2
3		(8 )		3
4		(8 )		4

		30% 10% 60%			30% 10% 60%
		30%	10%	60%	
1	1	5%	2%	10%	17%
2	2	10%	3%	20%	33%

3	3	10%	3%	20%	33%
4	4	5%	2%	10%	17%
		<input checked="" type="checkbox"/>	<input type="checkbox"/>	<input type="checkbox"/>	<input type="checkbox"/>
			<input type="checkbox"/>	<input type="checkbox"/>	<input type="checkbox"/>

( )

( )

2021.03.

( )

1.

2019.03

2.

2015.02

3.

2021. 10

4.

2015. 04

2022 6 28

		90-100	75-89	60-74	0-59
	1	90%	75%	60%	60%
	2	90%	75%	60%	60%
	3	90%	75%	60%	60%
	4	90%	75%	60%	60%

1  
2  
3  
4



100

60%


上海电机学院商学院







3 AR(p)  
 4 (M(q))  
 (M(q))  
 5 AR(p) M(q)  
 ) 3+  
 6 AR(p)  
 M(q)  
 6  
 (ARMA(p, q))  
 (ARMA(p, q))  
 7 A





上海电机学院商学院

			100-90	89-75	74-60	59-0	
1	1		90%	75%	60%	60%	10%
2	2	AR(p) MA(q)  AR(p)  MA(q)	90%	75%	60%	60%	25%
3	2	ARMA	90%	75%	60%	60%	25%
4	3		90%	75%	60%	60%	0%

79

--	--	--	--	--	--	--	--

1  
2  
3  
4

100

60%

## Nonparametric Statistics






	Kruskal - Wallis			

	1				
				<input checked="" type="checkbox"/>	<input type="checkbox"/>
				<input type="checkbox"/>	<input type="checkbox"/>
				<input type="checkbox"/>	<input type="checkbox"/>

( )

,

( 2 )

2021.1.

( )

1. ,

2020. 08.

2.

1999. 07.

3.

1998. 06.

4. <http://www.zgtj.cbs.com>

上海电机学院商学院

			100-90	89-75	74-60	59-0	
1	1						0 · 2
2							0 · 3
3	3	R R					0 · 5

--	--	--	--	--	--	--	--

/							

- 1
- 2
- 3
- 4

100


60%

上海电机学院商学院





(

/





上海电机学院商学院



	1					
				<input checked="" type="checkbox"/>	<input type="checkbox"/>	<input type="checkbox"/>
				<input type="checkbox"/>	<input type="checkbox"/>	<input type="checkbox"/>

( )

R ( 1 )

2020. 11

( )

1. R

Pierre Lafaye

2015.

2023.6.20

			100-90	89-75	74-60	59-0
1						
2						
3						
4						







1  
2  
3  
4

100

60%




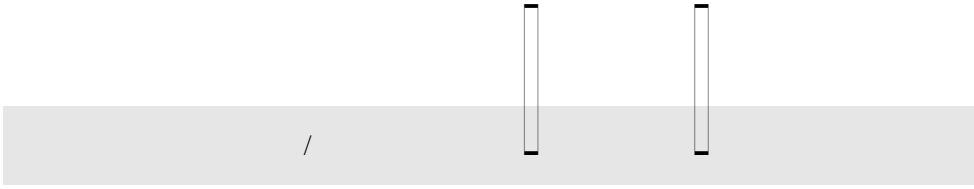
" "

" "

1	1	2-2:	2
2	2	3-2:	3
3	3	4-3	4

	/			
1		2		1

	/			
	1 2 3 4	4		2
3		4		2
	2			





	/			
7	1 2 3	16		3

		20%			20%	60%	15%
		20%	20%	60%			
1	1	5%		10%		15%	
2	2	15%		50%		65%	
3	3		20%			20%	
		<input checked="" type="checkbox"/>	<input type="checkbox"/>	<input type="checkbox"/>	<input type="checkbox"/>	<input type="checkbox"/>	<input type="checkbox"/>
			<input type="checkbox"/>	<input type="checkbox"/>			

( )

1. 2021 2

( )

1. 2020 8

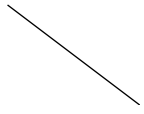
2. 2015 1

3. 2012 9

4. . . . .

2022 6 28

上海电机学院商学院




100-90    89-75    74-60    59-0

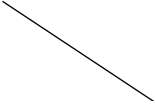
1

25%

90%    75%    60%  
5    5    60%



						60%	
--	--	--	--	--	--	-----	--



100-90	89-75	74-60	59-0
1.	1.	1.	1.
			2.

3

2.

2.

2.

100%



Applied Multivariate Statistical Analysis

043643 1



		/	2/32
32	16	16	0
	0	0	



1	1	2.2	2
2	2	4.2 4.3	4
3	3	7.3	7.
4	4	3.2	3.

	/			
--	---	--	--	--

	/			
1	1. 2. 3. 4. 5.	6		1
2	1. 2.	4		4
3	1. 2. 3. 4. 5. - 6.	8	,	3
4		8		2

	/			
	1. 2. 3. 4. 5.			
5	1. 2. 3. 4.	6		4

		(%)			(%)
		40%	20%	40%	
1	1	10%		10%	20%
2	2	10%	10%	10%	30%
3	3	10%		10%	20%



4	4	10%	10%	10%	30%
			<input type="checkbox"/>	<input type="checkbox"/>	<input checked="" type="checkbox"/>
			<input type="checkbox"/>	<input type="checkbox"/>	<input type="checkbox"/>

( )

1.

5

2019.

( )

1.

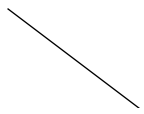
2014

2.

( 3 )

2019

2022 6 28



1

100-90

89

90%

75%

60%

$\frac{1}{4}$

$\frac{1}{4}$

2

90%

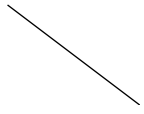
75%

60%

60%

3

\*6



100-90

89-75

74-60

59-0

2

--	--	--	--	--	--	--	--

1 :

1

2

3

4

5

6

7

8

2 100

1 15

6

15

15

7

10


10

上海电机学院商学院





1	1	2.1	2
2	2	6.1	6.
3	3	7.1	7.

/







	1					
				<input checked="" type="checkbox"/>	<input type="checkbox"/>	<input type="checkbox"/>
				<input type="checkbox"/>	<input type="checkbox"/>	<input type="checkbox"/>

( )

( )

1.

2013

2.

2013

3.

1996

4.

H Davenport,

2015

2023.6.20



/							

1  
2  
3  
4

100

60%

上海电机学院商学院



1	1 Python	2.1	2.
2	2 Python	6.1	6.
3	3 Python	7.1	7.

	Python			

2.1 1  
2.2 Python  
2.3 2 Python

2.4 turtle

PM 5


turtle

datetime math random

	pip			
	9.1 9.2 numpy 9.3 9.4 matplotlib 9.5  numpy matplotlib			
	Requests beautiful soup4  10.1 10.2 request 10.3 beautiful soup4 10.4			

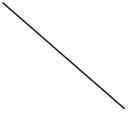
--	--	--	--





1

1





上海电机学院商学院

--	--	--	--

	1		2-2:
1	2		5.1
	3		3-2
2	4		5-2
	5	4.2	4.
3		4.3	


	1			
	1	2		
	3			
1				
		2		

	1 2			
	1. 2 4	3.		

	1					
	1					
				<input checked="" type="checkbox"/>	<input type="checkbox"/>	<input type="checkbox"/>
				<input type="checkbox"/>	<input type="checkbox"/>	<input type="checkbox"/>
				<input type="checkbox"/>	<input type="checkbox"/>	<input type="checkbox"/>

( )

oA

1

100-90

89-75

74-60

59-0

6

)

6

1 1

6

6 90%

6

%




上海电机学院商学院

Zý


上海电机学院商学院



--	--	--	--	--	--	--	--

1  
2  
3  
4

100

40%

上海电机学院商学院



Python

Tableau


2	2 3		
3			



	Excel Excel Excel Excel			

上海电机学院商学院



上海电机学院商学院



			100-90	89-75	74-60	59-0	
1	1		90%	75%	60%	60%	20%
2	2		90%	75%	60%	60%	20%
3	3		90%	75%	60%	60%	20%
4	3		90%	75%	60%	60%	20%

5 3

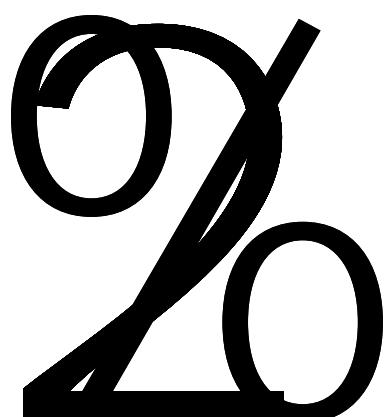
90%

75%

60%

60%

2  
0  
%




上海电机学院商学院


上海电机学院商学院




上海电机学院商学院


上海电机学院商学院

--	--	--	--	--	--	--	--

上海电机学院商学院

1  
2  
3  
4

100

50%

上海电机学院商学院

	Statistical Inference					
	043648 1				<input checked="" type="checkbox"/>	
	6			/	2/32	
	32		0		32	0
			0		0	
	<input checked="" type="checkbox"/>					
	" "					

" "

1	1	4.2	4.
2	2	4.2	4.
3	3	2.1	2.
4	4	2.1	2.

	/		
1		8	1

/

	/			

		60%		40%		25%
		15%	10%	10%	25%	
1	1	15%	10%	10%	25%	
2	2	15%	10%	10%	25%	
3	3	15%	10%	10%	25%	
4	4	15%	10%	10%	25%	

( )

1. 2022 3

( )

1. 2021 12

2. 2019 11

2022 6 28



			100-90	89-75	74-60	59-0	
	1						25%
	2	$\chi^2$					25%

Š

È  
0;

É

È#

ŽŠ

Ù  
ö

É

3

Ð

T

M

}

C

--	--	--	--

7 15

10


10

上海电机学院商学院

	Applied Multivariate Statistical Analysis					
	043649 1				<input checked="" type="checkbox"/>	
	6			/	2/32	
	32		0		32	0
			0		0	
	<input checked="" type="checkbox"/>					
	" "					

m " - > - >  
m " - " > m " R m "

"



172



m " -% 5 > â mm " > T >

	/			
1	1. 2. 3. 4.	4		1
2	1. 2. 3. 4. 5.	4		2
3	1. 2. 3. 4. 5.	4		3
4		4		2

	/			
	1. 2. 3. 4. 5.			
5	1. 2. 3. 4. 5. 6. 7. 8. 9.	6		3
6		4		1



/

- 1.
- 2.
- 3.
- 4.

- 5.
- 6.
- 7.

7

- 1.
- 2.
- 3.
- 4.
- 5.

4

4

4

---

8

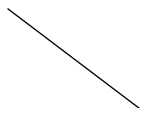
- 1.
- 2.

2

---

2





100-90

89-75

74-60

59-0

1

25%

î

2

		3					25%
		4					25%



5			10
5		15	10
5			
6		15	
	15		
7		10	10

上海电机学院商学院

		:					
		043650 1					<input checked="" type="checkbox"/>
		7			/		2/32
32		32		0		0	
		0		0			
		<input checked="" type="checkbox"/>					
		" "					





	/			
	" "			
3	1. 2. 3.	8		1 2

	40%	60%
		100%

	20%	25%	15%	20%	20%	100%
	<input checked="" type="checkbox"/>	<input type="checkbox"/>	<input type="checkbox"/>	<input type="checkbox"/>	<input type="checkbox"/>	<input type="checkbox"/>
		<input type="checkbox"/>	<input type="checkbox"/>			
	20%	20%	20%	20%	20%	100%
	<input type="checkbox"/>	<input checked="" type="checkbox"/>	<input type="checkbox"/>	<input type="checkbox"/>	<input type="checkbox"/>	<input type="checkbox"/>
		<input type="checkbox"/>	<input type="checkbox"/>			

1

2013 7

2 2015-2020

2014

12

3

/

:

: 2013,12,1

2022 6 28

上海电机学院商学院

		90-100	75-89	60-74	0-59
	1	90%	75%	60%	60%
	2	90%	75%	60%	60%
	3	90%	75%	60%	60%
	4	90%	75%	60%	60%
	5	90%	75%	60%	60%

- 1.
- 2.
- 3.
- 4.

100

60%






上海电机学院商学院


			<input type="checkbox"/>	<input checked="" type="checkbox"/>
			<input type="checkbox"/>	<input type="checkbox"/>
			<input type="checkbox"/>	<input type="checkbox"/>
			<input type="checkbox"/>	<input type="checkbox"/>

( )

Excel

( )

2019.12

( )

1.

2014

2.

2018

3.

... 2004

\_\_\_\_\_

\_\_\_\_\_


\_\_\_\_\_

2022.06.28


上海电机学院商学院







- 1
- 2
- 3
- 4

*f* 5m " *f.* m "m j ... m q °


m

//

Ø

	1 2 3			
	1 2 3 4 5			
	1 2 3 4 5 6			

	1 2 3			
	1 2 3 4 5			



1



2021 9

( )

1

6

2021

1

2

7

2018

3

2013 8

4

2015 4

5

[wwwstats.gov.cn](http://www.stats.gov.cn)

2024.2.28

上海电机学院商学院

2  
0  
1



100-90

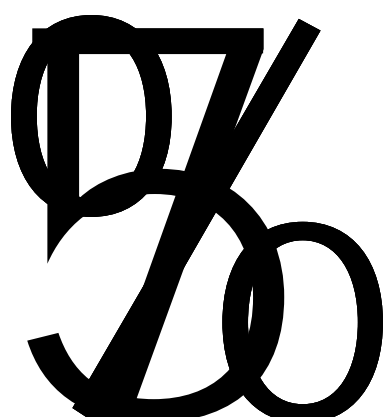
89-75

74-60

59-0

90%

75%




1  
2  
3  
4

100

50%

上海电机学院商学院



	Spatial Data Analysis						
	043654 1				<input type="checkbox"/>	<input checked="" type="checkbox"/>	
	7			/	2/32		
	32		16		16		0
			0		0		
	<input checked="" type="checkbox"/> <input type="checkbox"/>						
	C Matlab						
	Matlab						
				m /			

1	1	2-3:	2
2	2	3-2:	4 /
3	3	5-2:	6

1		2	1
2		2	1

	1 2 3 4 5			
3	3.1 3.2 3.3	4 4		2
4	4.1 4.2 4.3 4.4	4 4		2
5		2 4		3

	5.1 5.2 5.3 5.4 5.5			
6	7.1 7.2 7.3	2 4		3

		100%			100%
		10%	40%	50%	
1	1	5%		10%	15%
2	2	5%	20%	20%	45%
3	3		20%	20%	40%
			<input checked="" type="checkbox"/>	<input type="checkbox"/>	<input type="checkbox"/>
			<input type="checkbox"/>	<input type="checkbox"/>	<input type="checkbox"/>

( ) ( ) , . : , 2023.9.

( ) , . , 2023.11.

, 2018.11.

2022 6 28

上海电机学院商学院

			100-90	89-75	74-60	59-0	
1			90%	75%	60%	60%	1/2
2			90%	75%	60%	60%	1/2

			100-90	89-75	74-60	59-0	
			1.	1.	1.	1.	
			,	,			
2			2.	2.	2.	2.	1/4
						3.	

			3.	3.	3.		
	2		1. 2. 3.	1. 2. 3.	1. 2. 3.	1. 2. 3.	1/4
	3		1. 2. 3.	1. 2. 3.	1. 2. 3.	1. 2. 3.	1/4
	3		1. 2.	1. 2.	1. 2.	1. 2.	1/4

			3.	3.	3.	3.	
--	--	--	----	----	----	----	--

- 1
- 2
- 3
- 4

100

50%

上海电机学院商学院



	Mathematical Statistics					
	043656 1				<input checked="" type="checkbox"/>	
	3			/	3/48	
	48		48		0	0
			0		0	
	<input checked="" type="checkbox"/>					
	" "					

1	1	2.1 2.2	2
2	2	4.2 4.3	4
3	3	8.2	8

	/			
1		4	,	1
2	$\chi^2$ 1. 2. 3.	6	, , ,	1
3	1. 2. 3. 4. 5.(0-1 6.	8	0-1	3
4		10		2

	/			
	$\chi^2$			
	$\chi^2$			
	1.			
	2.			
	3.			
5	1.	8		3
	2.			
	3.			
	4.			
6		4		1
	1.			
	2.			
7		8		1 2 3

	/			
	1. 2.			

		40%		60%		20%
1	1	10%		10%		20%
2	2	15%		20%		35%
3	3	15%		30%		45%
				<input checked="" type="checkbox"/>	<input type="checkbox"/>	<input type="checkbox"/>
				<input type="checkbox"/>	<input type="checkbox"/>	<input type="checkbox"/>

( )

1.

2020.

( )

1.

2.

.

2022 6 28

			100-90	89-75	74-60	59-0	
1	1		90%	75%	60%	60%	1/3
2	2		90%	75%	60%	60%	1/3
3	3		90%	75%	60%	60%	1/3

1  
2  
3  
4

100

60%



1	1	2.2	2
2	2	5.1	5
3	3	6.2	6

/

	/			
1				1
2				2
3				3



	100%	100%

	1	2	3	
	40%	40%	20%	100%
	<input type="checkbox"/>	<input type="checkbox"/>	<input checked="" type="checkbox"/>	<input type="checkbox"/>
	<input type="checkbox"/>	<input type="checkbox"/>		
	<input type="checkbox"/>	<input type="checkbox"/>	<input type="checkbox"/>	<input type="checkbox"/>
	<input type="checkbox"/>	<input checked="" type="checkbox"/>		

( )

( )

:// . . . . /

\_\_\_\_\_ 2022 6 28 \_\_\_\_\_

		100-90	89-75	74-60	59-0


- 1.
- 2.

100%

100

上海电机学院商学院





1

2-2:

1

	/			
	" "			
3		7		1 2

		20%			50%	%
		30%	50%	50%		
1	1	5%	7%	12%	24%	
2	2	5%	7%	12%	24%	
3	3	5%	8%	13%	26%	
4	4	5%	8%	13%	26%	
		<input type="checkbox"/>	<input type="checkbox"/>	<input type="checkbox"/>	<input type="checkbox"/>	<input type="checkbox"/>
		<input type="checkbox"/>	<input checked="" type="checkbox"/>			

上海电机学院商学院

		90-100	75-89	60-74	0-59
	1	90%	75%	60%	60%
	2	90%	75%	60%	60%
	3	90%	75%	60%	60%
	4	90%	75%	60%	60%
	5	90%	75%	60%	60%

- 1.
- 2.
- 3.
- 4.

100

60%